



懷恩浸信會幼稚園
Grace Baptist Kindergarten



'My Delicious Cake' Project Approach




30th December, 2024 to 24th January, 2025



Class : K1 Faith (AM)




Content

 Introduction..... P. 1

 Part 1: Initiation of project activities..... P. 2

 Part 2: The study process..... P. 3-5

 Part 3: Our learning result..... P. 6

 Conclusion..... P. 7



Introduction

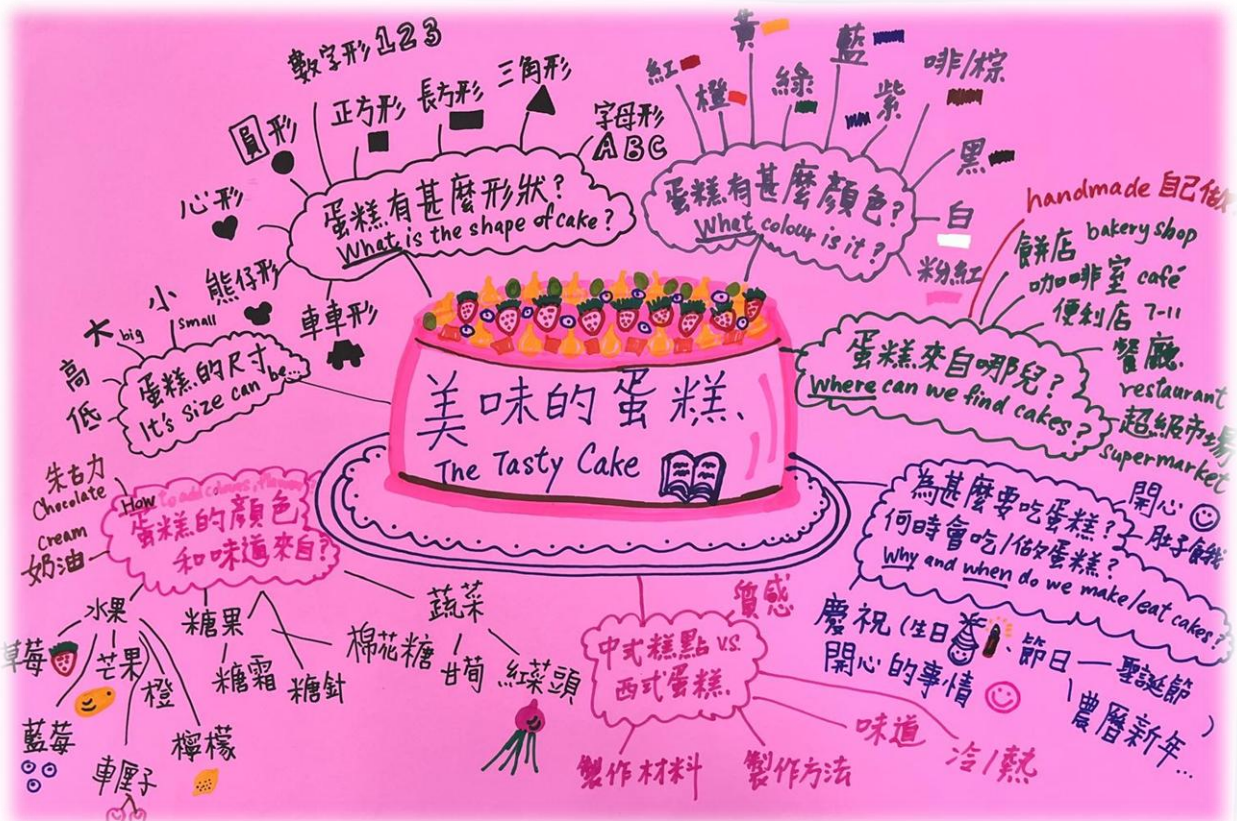
Food is closely related to children's lives, and cake is one of children's common favourite foods. By reading the story book, 'My Delicious Cake', children were guided to the exploration of cakes. Through observing how the main characters in the story made the cake together for preparation of the birthday party, children understood the value of celebrating birthdays and could finally learn to be thankful for their parents' love and care.

This project encouraged children to explore the characteristics of food by using their five senses, including: sight, hearing, smell, taste and touch in the most intuitive way. Through this project, we aim to improve children's abilities of listening, expressing, self-caring, cooperating with peers, sharing and cherishing food and develop their healthy eating habits too. Besides, we hope to inspire children's curiosity, creativity and imagination during different activities, so as to satisfy children's different developmental needs. Let's appreciate the learning result of our children and witness their growth together!

Part 1: Initiation of project activities

Motivation :

Firstly, we read the story book, 'The Delicious Cake', together. Starting from reading the title and text of the story, children raised different questions about 'cakes', such as, "Who wants to eat the cake? Why do they want cake? What is the shape, colour and taste of cakes? How can we make a cake?", etc. Then children were encouraged to collect information with their parents for presentation in the class. Children's questions and findings were all recorded on our mind map. After that, children began to construct and accumulate new knowledge about 'cakes'.



Part 2: The study process

In the class, children introduced the most delicious cakes they have ever eaten before. They tried to describe the taste of the cake, the main ingredients and tools needed to make the cake, etc.



Differences between Chinese and Western Cultures : Exploring Chinese cakes

As Lunar New Year was approaching, in order to enhance children's understanding of Chinese culture, children were encouraged to taste the traditional Lunar New Year food, 'Chinese rice cake', and to experience the similarities and differences in outside, taste and texture between Chinese and Western cakes.



There are fruits on top of Western cakes!



Chinese rice cake is hot, soft, sticky and tasty!



Happy Birthday Party : Sharing Western cakes

At the birthday party in January, children tasted the delicious Western cakes again. They tried to express their preferences for cakes while eating. Most of them thought the cakes were sweet and tasty, and that is the reason why we usually feel happy when eating cakes. No wonder people usually eat cakes to celebrate festivals!



In addition, children learnt that Chinese people would eat red eggs to celebrate their birthdays in ancient times because 'red' has a festive meaning in China.



Voting : "I want to make a cake!"



I want to make a Western cake with both chocolates and strawberries on top!



Welcoming Lunar New Year : Learning to make the red velvet cupcakes

The voting results showed that children mostly wished to make a Western cake this time. They tried to do online research on different styles of Western cakes under teacher's guidance, then they finally decided on the red velvet cake. They thought it was very beautiful and suitable for celebrating the Lunar New Year. Initially, children guessed the 'red' of the cake came from strawberry cream, but after research, they discovered that it was due to a special kind of vegetable which they have never tasted before, i.e. the beetroot.

Exploring with Five Senses : Sight, Hearing, Smell, Taste and Touch



We can do face painting by using the red beetroot juice!



Exploring the main ingredients of making the cake

The magnifying glass is so amazing!



Can you find the tiny holes on the eggshell?



Part 3: Our learning result

After children learned about the ingredients and procedures for making the red velvet cake, they began to work together to make it. During the process, they also explored the various tools needed for making the cake. They were very curious and eager to take part in it!





We also used soft clay and different materials to create the artwork, 'Fruity Towel Cake'!



We were so eager to bring our lovely cake to our family, so as to share our love with them! ❤️❤️❤️



And we felt proud to share our delicious cakes with our dear principal and senior teacher, too!



Conclusion

This project allowed children to explore food through their five senses. By studying the process of making cakes, they learnt about various kinds of fruits and vegetables. They also discovered a kind of vegetable named, 'beetroot', which they have never tried before. They found that vegetables could also be used for making cakes, which enhanced children's interest in eating vegetables. Besides, children experienced the differences between Chinese and Western cultures. They learnt to appreciate Chinese culture, and welcomed the Lunar New Year together by sharing their products, the delicious cakes!





 During the music movement activities, we used the parachute to pretend to bake a super huge cake!



