



懷恩浸信會幼稚園

Grace Baptist Kindergarten

Picture Book

《May I Take a Look?》


and

Project Approach

“Summer Beach Store”

14th Apr, 2025 to 30th May, 2025

K2 Faith (PM)



Content

- Introduction P.1
- Part 1: The beginning of the Project Approach P.1-2
- Part 2: The Learning Process P.3-8
- Part 3: Achievements of the Learning Journey P.9-10
- Conclusion P.11

Introduction

Summer is coming! Teacher and children explored the picture book "May I Take A Look?", discussing summer-related topics. The story featured Hin Hin, who was afraid of the dark but curious about dark things. He discovered that many insects and marine creatures thrived in darkness and gained new insights while exploring the beach.

After reading, the children became very interested in beach topics. The activity was designed around their experiences with the beach and summer, encouraging them to create and share their beach-related works with peers!

Part 1: The beginning of the Project Approach

1. Arousing motivation:

First, teacher sparked the children's interest through the picture book "May I Take A Look?". The story is closely related to their life experiences, encouraging them to eagerly share their own beach visits and express curiosity about Hin Hin's explorations. Under the teacher's guidance, the children began discussing beach-related topics and engaged in various rich explorations of beach activities.



2. Constructing the mind map

After reading the picture book "May I Take a Look?", the teacher and children collaboratively discussed and created a mindmap based on the book.

During the discussion, the children eagerly shared things they noticed in the book, such as "caves," "beaches," "ants," and "crabs." These contributions sparked lively discussions, and the teacher recorded the children's insights on the mind map.



Based on the different places mentioned in the picture book and by the children, such as 'caves', 'beaches', 'forests', and 'ponds', the children voted for their favorite location, which turned out to be the beach. The teacher and children then planned their upcoming activities according to the book and the voting result.




Part 2: The Learning Process

Exploration Activity One: What can we do at the beach?

According to the children's voting result, the beach was their favorite place. They shared their experiences of going to the beach with their families by completing worksheets, helping to increase other children's understanding of beach activities.



My brother and I went to the beach to eat ice pops!



I went to the beach to see the boats!

By sharing their activities at the beach, such as swimming, eating ice pops, and flying kites, the children showed great interest in each activity, they decided to record and create different beach activities.



My dad and I went to the beach to swim!



My auntie and I went to the beach to fly kites!



Exploration Activity Two: Yummy popsicles!

The children expressed great joy and interest in eating popsicles as they shared their experiences. Some mentioned that their popsicles didn't melt while others said theirs melted quickly.

Through this discussion, teacher and children proposed making popsicles in different flavors together. This hands-on activity allowed the children to explore how liquid transforms into a solid by placing it in the freezer.



After watching a video about making popsicles, the children discussed the materials needed, such as juice and fruits, and recorded their findings with assistance. Then, they collaborated to follow the steps and make fruit popsicles together.




The children shared the popsicles with the principal and the teachers!






The children enjoyed tasting the fruit popsicles they made together!
Everyone said the popsicles were so delicious!



While tasting the fruit popsicles, the children noticed that the popsicles were still melting. This observation prompted them to think about what tools could be used to hold the melting popsicles.



Exploration Activity Three: Different Shells !

Next, through the picture book and discussions, the children learned about the different types of shells found on the beach, sparking their curiosity. They also observed and touched various shells, discovering their shapes and textures.



After exploring the texture of the shells, the children noted that shells are hard like dishes used for meals. However, since shells have sand on them, they can't directly hold popsicles. They decided to combine shells with clay to create shell-shaped dishes that could hold the melting popsicles!



Exploration Activity Four: Colourful Fans!

The children considered other ways to cool down during the hot summer days. They eagerly shared their ideas, with some suggesting fans and others mentioning air conditioning. Since there's no air conditioning at the beach, they agreed that a fan would be an effective way to cool down. As a result, the children created fans in a fluid painting style that flowed like the sea.



Exploration Activity Five: When Kites Meet the Wind!

After making the fans, the children found they were effective at cooling down and experienced the power of the wind. This reminded them that kites also need wind to fly. Some children shared their experiences of flying kites with family at the beach, while others said they had never flown a kite.

Seeing this, the teacher tried to make kites with the children so that everyone could play kites together at school.



Part 3: Achievements of the Learning Journey

After learning about various beach activities, the children wanted to sell their creations in a store. So, they worked together to design a sign and set prices for their 'Summer Beach Store'!



Final Outcome

The 'Summer Beach Store' opened on 30th May, 2025 (Friday) in the classroom! The children invited K1 children to the shop. That day, they played the roles of staff and customers, enthusiastically introducing different products. Everyone had a great time!





Conclusion

After exploring the picture book "May I Take a Look ?" the teacher and children engaged in various activities to reinforce their understanding of beach activities. Through discussion and sharing, children's speaking ability and vocabulary are enhanced.

Every child participated in enjoyable creative activities, promoting their imagination and providing space for self-expression in their work. The goal was for the children to enjoy this designed activity and gain valuable insights, enriching their overall learning experience.

