

懷恩浸信會幼稚園

Grace Baptist Kindergarten

Picture Book

《The Creative Nuts》

And

Project Approach

“SAWADI Supermarket”

7th Oct, 2024 to 8th Nov, 2024

K2 Faith (PM)





Content

- Introduction P.1
- Part 1: The beginning of the Project Approach P.1-2
- Part 2: The Learning Process P.3-7
- Part 3: Achievements of the Learning Journey P.8-9
- Final Outcome P.10

Introduction

The design of this activity primarily starts from the children's interests, allowing them to understand the different items in a supermarket and how it operates. The activity is centered around the children's curiosity about supermarkets, providing various interactive explorations and practical activities. This approach not only helps them learn about the classification of supermarket items but also enables them to experience the processes of selecting and purchasing food.

During the activity, the children observed and simulated the operation of a supermarket through multimedia interactions, role-playing, and hands-on exploration of real items. They learned to categorize different types of products, including fresh vegetables, fruits, snacks, and daily essentials. Under the guidance of their teachers, the children carefully observed product packaging, colors, and price tags, and discussed their favorite foods. This interaction promoted their language skills and cognitive development.

Additionally, the children collaborated to create a mini supermarket, using drawing and various materials to design their own "SAWADI Supermarket" sign. This design process allowed them to unleash their creativity and enhanced their teamwork and communication skills. It is hoped that through this vibrant design activity, the children will deepen their understanding of supermarkets and apply this knowledge in their daily lives.

Part 1: The beginning of the Project Approach

1. Approach:

We first sparked the children's interest through the picture book "The Creative Nuts". The story tells of the protagonist, 'Ah-Dau', bravely embarking on an adventure to find his family, capturing the children's attention with its engaging narrative. During the listening process, they excitedly shared their feelings about the characters in the story and expressed curiosity about Ah-Dau's adventure. Under the teacher's guidance, the children began to ponder where Ah-Dau's family might be and discussed the names of various beans, engaging in different activities based on the content of the picture book.

As the topic deepened, the teacher posed a question: "When 'Ah-Dau' arrives at the supermarket, what do you think he will find?" This question instantly ignited the children's imaginations, and they eagerly shared their understandings of supermarkets. The children began to describe their ideal supermarket, with some suggesting a fresh produce section, while others hoped for a variety of snack and dessert counters.



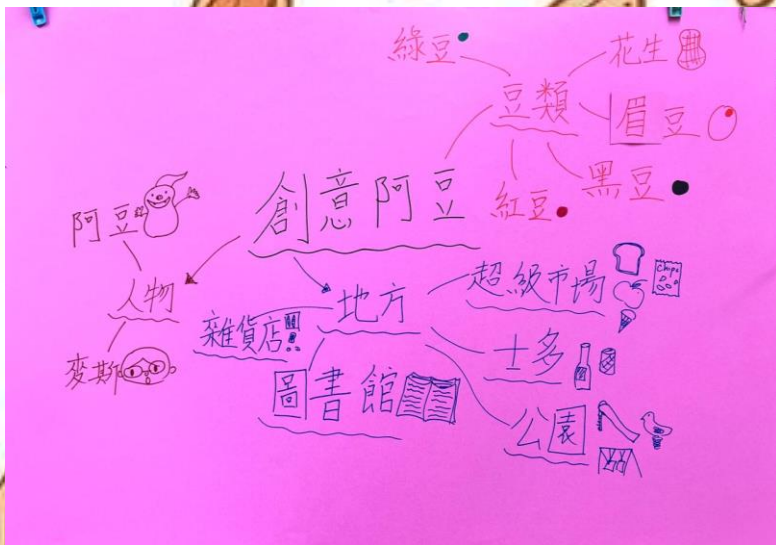
Ultimately, the teacher collaborated with them to design their supermarket, a process that not only helped the children understand the different items found in a supermarket but also fostered their spirit of cooperation and creativity.



2. Constructing the mind map

After introducing the picture book "The Creative Nuts," the teacher and the children engaged in a discussion to create a thematic web centered around the book. The children were captivated by 'Ah-Dau' and began to think about what he might see when he visits the supermarket. During the discussion, the children actively shared their experiences at supermarkets, mentioning items like "apples," "soda," and "milk." These contributions sparked lively discussions, and the teacher recorded their inputs.

The children participated in a voting process to choose their favorite areas for the supermarket. Following this, they explored different sections of the supermarket through sharing their experiences and observing videos, proposing many creative ideas. Some children suggested designing a fruit section, while others expressed a desire for a snack counter. These inspirations enriched the thematic web significantly. The teacher organized and integrated these keywords into the web, helping the children establish a comprehensive concept of a supermarket in preparation for the upcoming activities.



Part 2: The Learning Process

Exploration Activity One: What Kind of Nuts Are These?

The teacher invited the children to prepare different types of nuts at home to bring to school for sharing. This activity aimed to help the children learn the names of various nuts. Everyone was excited to share their findings!



This is the peanut that my mom and I bought at the market!



This is a peanut and a red bean.



Through the activity, the children learned about different types of nuts, and they eagerly speculated about what kind of bean they saw in the picture book.

Exploration Activity Two: I Love Popcorn!

The children observed videos and real-life examples to investigate how dry corn is transformed into popcorn! They learned about the popping process and the science behind it. After making the popcorn, they shared it with the principal, the senior teacher, and all the teachers.



The children explored the information of popcorn using their senses of sight, smell, and taste.



Everyone can't wait to share the popcorn with the principal, the senior teacher, and all the teachers!



The popcorn is delicious!



Exploration Activity Three: Community Adventure

Taking advantage of the weekend, the teacher invited the children to embark on an adventure like 'Ah-Dau' in the picture book. They were encouraged to take photos of the most memorable places in their own neighborhoods.




My brother and I are walking in the park.


My sister and I went to the store to buy peanuts.



I am playing on the climbing frame in the park.



By sharing their favorite places, such as the park, the store, and the supermarket, the children reinforced their understanding of community facilities. Based on their interests and the results of their voting, they ultimately decided to collaborate on designing a supermarket together.



Exploration Activity Four: What's in the Supermarket?

Through the activities, children are understanding a lot of things about supermarkets, including the types of products available and the roles of different people in a supermarket. They engaged enthusiastically in each activity, exploring everything from fresh produce to household items.



The children transformed into supermarket stock clerks, sorting food into different categories such as fruits, vegetables, beverages, and snacks.



Exploration Activity Five: The Variety of Food Packaging

The teacher invited the children to bring different food items to school for sharing. Through their sharing and observations, the children learned that food comes in various types of packaging, which also provides important information, such as expiration dates and nutritional labels.



Exploration Activity Six: "I Go to the Supermarket to Buy Things"

After the children learned the names and classifications of different foods, the teacher collaborated with them to create a catchy nursery rhyme titled "I Go to the Supermarket to Buy Things." This activity aimed to reinforce and deepen their understanding of supermarkets.



Achievements of the Learning Journey

After learning about the different types of food in supermarkets, the children designed their own supermarket and named it "SAWADI Supermarket." They chose this name because "SAWADI" sounds similar to the Thai word for "hello," which made it an interesting and special choice. ◦



Final Outcome

"SAWADI Supermarket" officially opened on 7th November, 2024 (Thursday) in the classroom. The children invited their K1 Faith (PM) class to visit the supermarket. They transformed into supermarket employees and customers, happily shopping around the store. Everyone had a wonderful time enjoying the experience!



That will be a total of 8 dollars!

We want to buy a lot of fruits to take back home!



She wants to buy a mango. Could you please help her to get one?

Activity Summary

After introducing the picture book "The Creative Nuts," the teacher and the children engaged in various activities, such as sharing beans, discussing videos, and making popcorn. Together, they discussed and established a thematic web centered around nuts. The children were captivated by the protagonist and began to think about what food 'Ah-Dau' might look for in a supermarket to find his family.

During the discussions, the children actively shared their favorite foods, such as "apples," "cookies," and "milk." These contributions sparked lively discussions, allowing every child to participate. Finally, through a voting activity to select their "favorite place," they collectively decided to design a supermarket in the classroom.

As they explored different areas of the supermarket through various activities, the children proposed many creative ideas. They decided to name their supermarket "SAWADI Supermarket." Each day, the children shared different inspirations with the teacher, enriching the thematic web further. The teacher organized and integrated these keywords into the web to help the children build a comprehensive concept of a supermarket in preparation for upcoming activities.

Under the teacher's guidance, the children collaborated to design their ideal supermarket—"SAWADI Supermarket." They decided to use drawing and collage materials to create a colorful sign and invited their younger peers from the kindergarten class to visit this mini supermarket. Through this engaging design activity, the children gained hands-on experience, deepening their understanding of supermarkets and community spirit.

